

G5302S Heavy Duty Full Extension Slide

Max load 116kg · Holds closed

Features


- Full extension (3 members)
- Drawer can be held in fully closed position
- Passed 50,000 life cycle test

Notes

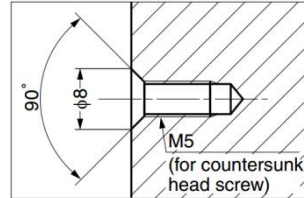
- Some parts of the slides are made of plastic
- The head of mounting screw (countersunk head screw) may protrude from the slide. Please make countersink processing as shown below

Recommended Screws

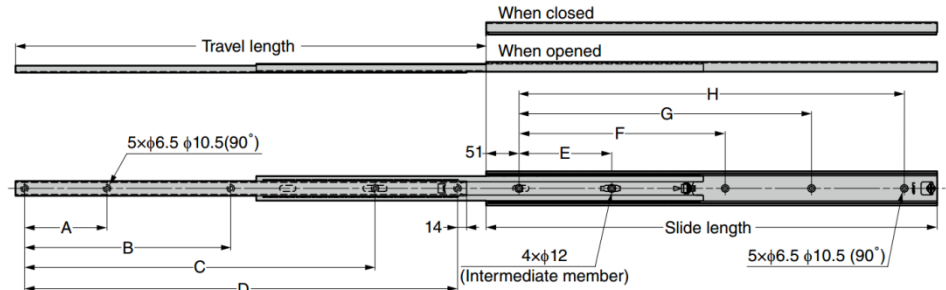
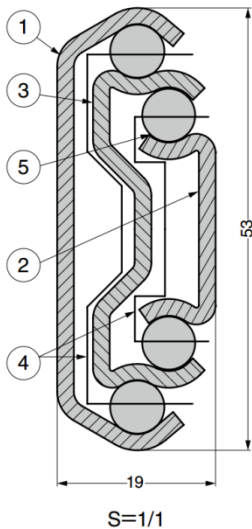
- Nominal 5 countersunk head tapping screw or M5 countersunk head screw



Cut Out Dimensions



The same processing for outer member and inner member.



No.	Part Name	Material	Finish
①	Outer Member	Stainless Steel (SUS304)	Plain
②	Inner Member		
③	Intermediate Member		
④	Retainer		
⑤	Balls		-

Sold in pieces

Part No.	Slide Length	Travel Length	A	B	C	D	E	F	G	H	Load Capacity (pair)
G5302S-300	300	334	128	256	-	-	112	192	-	-	1,137 N 116 kg
G5302S-350	350	384	160	320	-	-	144	240	-	-	1,088 N 111 kg
G5302S-400	400	433	160	256	352	-	144	224	304	-	970 N 99 kg
G5302S-450	450	482	128	288	416	-	80	272	352	-	941 N 96 kg
G5302S-500	500	532	128	288	448	-	112	272	384	-	902 N 92 kg
G5302S-550	550	580	192	320	512	-	112	288	448	-	843 N 86 kg
G5302S-600	600	630	208	336	544	-	112	336	496	-	794 N 81 kg
G5302S-650	650	677	128	288	480	608	112	272	416	544	745 N 76 kg
G5302S-700	700	728	128	336	544	672	144	304	448	592	696 N 71 kg
G5302S-750	750	777	192	370	530	722	176	336	496	648	666 N 68 kg
G5302S-800	800	826	224	388	548	772	192	384	576	688	627 N 64 kg